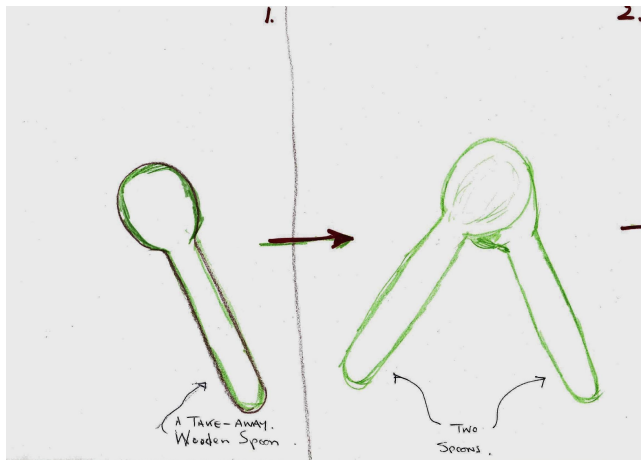
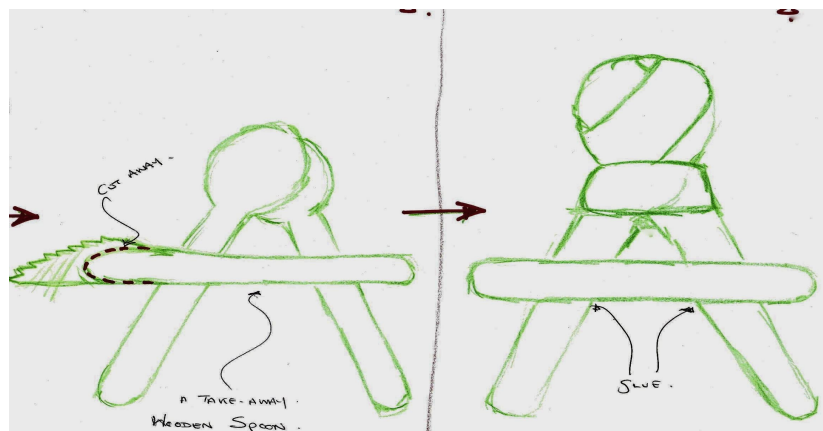


HOW TO MAKE YOUR FIGURE

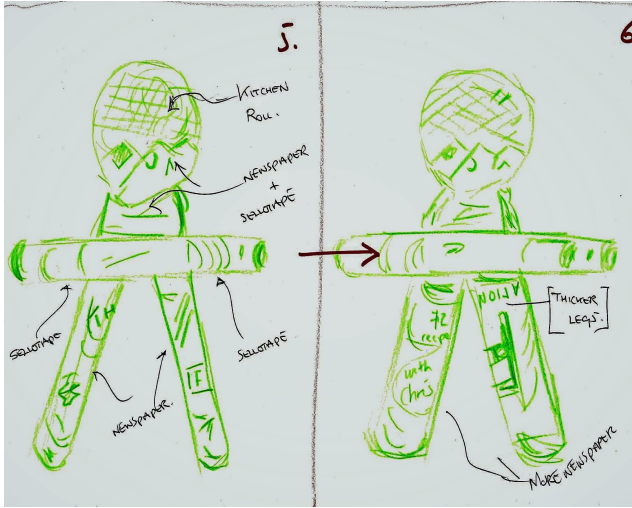
*To put in your own Magical thinking box.
Prepared by Vic Llewellyn from photos by Sam the Artist*




Two wooden takeaway spoons



Takeaway wooden knife. Cut away the serrated edges. Glue across the spoons. Make a head from Masking Tape.



Augment the head with kitchen roll. Make the neck and shoulders with newspaper and sellotape. Fatten out the arms & legs with newspaper and sellotape.



Build up the body with more newspaper and sellotape.

Make some cardboard shoes.



Voila!